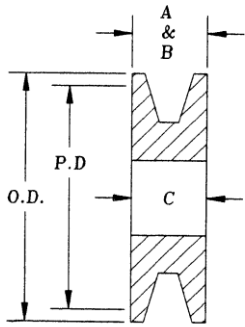





Hi-Q® bar steel no hub sheaves for "O" (3L), "A" (4L) and "B" (5L) v-belts



FIXED BORE TYPE

No hub sheaves are zinc phosphated for rust resistance

When ordering specify bore with part number:

For example order NH4300 x 1/2"

for "O" (3L) and "A" (4L) v-belts												
DIAMETER, INCHES			PART NO.	STOCK BORES MARKED "X"							Overall Width Inches	Approx. Weight Lbs.
O.D.	D.D. 4L ("A")	D.D. 3L ("O")		3/8 In	1/2 In	5/8 In	3/4 In	7/8 In	1 In	1-1/8 In		
2.0	1.7		NH2200	X	X	X*	X*				5/8	0.3
2.1	1.8	1.5	NH2210	X	X	X*	X*				5/8	0.3
2.2	1.9	1.6	NH2220		X	X*	X*				5/8	0.3
2.3	2.0	1.7	NH2230		X	X*	X*				5/8	0.4
2.5	2.2	1.9	NH2250		X	X	X	X*	X*	X*	5/8	0.5
2.6	2.3	2.0	NH2260		X	X	X	X			5/8	0.6
2.7	2.4	2.1	NH2270		X	X	X	X	X*		5/8	0.7
2.8	2.5	2.2	NH2280		X	X	X	X	X		5/8	0.7
3.0	2.7	2.4	NH2300		X	X	X	X	X	X	5/8	0.9
3.2	2.9	2.6	NH2320		X	X	X	X	X	X	5/8	1.0
3.4	3.1	2.8	NH2340		X	X	X	X	X	X	5/8	1.2

for "A" (4L) and "B" (5L) v-belts												
DIAMETER, INCHES			PART NO.	STOCK BORES MARKED "X"							Overall Width Inches	Approx. Weight Lbs.
O.D.	D.D. 5L ("B")	D.D. 4L ("A")		3/8 In	1/2 In	5/8 In	3/4 In	7/8 In	1 In	1-1/8 In		
2.4	2.0		NH4240	X	X	X*	X*	X*			3/4	0.5
2.5	2.1		NH4250	X	X	X*	X*	X*	X*		3/4	0.5
2.6	2.2	1.8	NH4260		X	X	X*				3/4	0.6
2.7	2.3	1.9	NH4270		X	X	X*	X*	X*		3/4	0.6
2.8	2.4	2.0	NH4280		X	X	X	X*	X*		3/4	0.7
2.9	2.5	2.1	NH4290		X	X	X	X	X*	X*	3/4	0.9
3.0	2.6	2.2	NH4300		X	X	X	X	X*	X*	3/4	1.0
3.2	2.8	2.3	NH4320		X	X	X	X	X*	X*	3/4	1.1
3.4	3.0	2.4	NH4340		X	X	X	X	X	X	3/4	1.3
3.6	3.2	2.6	NH4360		X	X	X	X	X	X	3/4	1.4
3.8	3.4	2.8	NH4380		X	X	X	X	X	X	3/4	1.5
4.0	3.6	3.2	NH4400		X	X	X	X	X	X	3/4	2.2

One Setscrew - Hollow Head, Cup Point

*Setscrew @ 90 Degrees to Keyway (No Setscrew Over Keyway)


For Standard Keyway Dimensions Refer to Table on Page A-2



Hi-Q® reducing bushings for light duty sheaves

type XA bushing


For all 1" Fixed Bore Single Groove Sheaves. Packed and labeled five to a carton. Order in multiples of five (not sold in broken lots)



Part Number	O.D. Inches	Stock Bores Inches	Wt Each
XA	1	1/2, 5/8, 3/4, 7/8	.2 lbs

* 1/2 and 5/8 Bores Have No Keyway Through Bushing

steel reducing bushings



Each bushing ground to fit and has clearance hole for set screw

Order In Multiples of 5 pcs. Not Sold in Broken Lots.

Inside diameter has no keyway

PART NUMBER	DIAMETER		LENGTH INCHES
	O.D.	I.D.	
1401	1/2	1/4	1-1/8
1402	1/2	5/16	1-1/8
1403	1/2	3/8	1-1/8
1426	1/2	7/16	1-1/4
1404	5/8	7/16	1-1/4
1405	5/8	1/2	1-1/8
1406	3/4	1/2	1-1/4
1408	3/4	5/8	1-1/4
1419	7/8	5/8	1-1/4
1420	7/8	3/4	1-1/4
1418	1	5/8	1-1/4
1410	1	3/4	1-1/4
1412	1	7/8	1-1/4
1427	1-1/8	1	1-1/4
1423	1-3/16	1	1-1/4
1425	1-1/4	3/4	1-1/4
1428	1-1/4	7/8	1-1/4
1414	1-1/4	1	1-1/4
1416	1-1/4	1-1/8	1-1/4