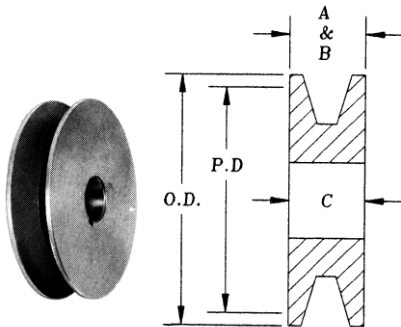


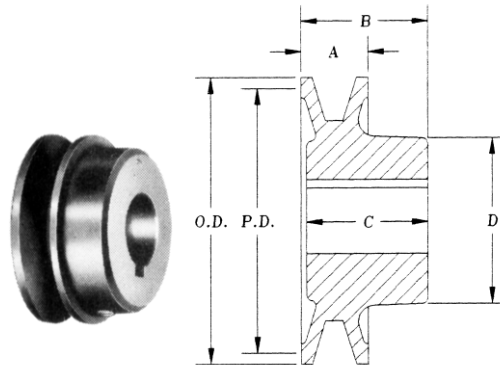


Hi-Q® cast iron sheaves-single groove for "O" (3L) v-belts

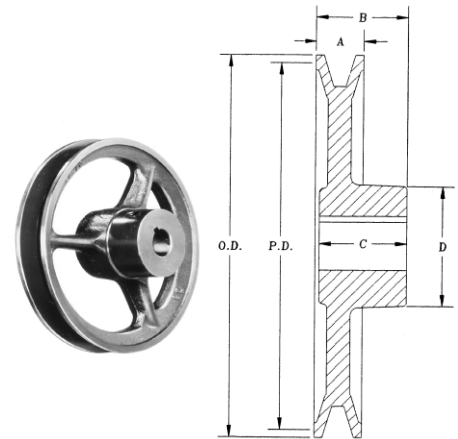
STYLE 1



STYLE 2



STYLE 3



Solid Bar Steel OS14-OS27

Solid Cast Iron OS32 and OS37

Spoked Cast Iron OS42-OS102

DIAMETER		PART NUMBER	STYLE	STOCK BORES MARKED "X" ^						MAX BORE INCHES	DIMENSION v - Inches				APPROX. WT LBS.
O.D. INCHES	P.D. INCHES			3/8	1/2	5/8	3/4	7/8	1		A	B	C	D	
1.42	1.25	OS14	1	X	X					1/2	1/2	1/2		.3	
1.67	1.50	OS17	1	X	X	X				3/4	1/2	1/2		.4	
1.92	1.75	OS19	1	X	X	X	X			3/4	1/2	1/2		.4	
2.17	2.00	OS22	1	X	X	X	X			3/4	1/2	1/2		.4	
2.42	2.25	OS24	1	X	X	X	X			3/4	1/2	1/2		.5	
2.67	2.50	OS27	1		X	X	X	X		7/8	1/2	1/2		.7	
3.17	3.00	OS32	2		X	X	X	X	X	1	5/8	1-1/16	1-1/16	1-53/64	1.1
3.67	3.50	OS37	2		X	X	X	X	X	1	5/8	1-1/16	1-1/16	1-53/64	1.3
4.17	4.00	OS42	3		X	X	X	X	X	1	5/8	1-1/16	1-1/16	1-5/8	1.6
4.67	4.50	OS47	3	X	X	X	X	X	X	1	5/8	1-1/16	1-1/16	1-5/8	1.7
5.17	5.00	OS52	3		X	X	X	X	X	1	5/8	1-1/16	1-1/16	1-5/8	1.9
6.17	6.00	OS62	3		X	X	X	■	X	1	5/8	1-3/16	1-1/8	1-7/8	2.2
7.17	7.00	OS72	3		X	X	X	■	X	1	5/8	1-3/16	1-1/8	1-7/8	2.4
8.17	8.00	OS82	3		X	X	X	■	X	1	5/8	1-3/16	1-1/8	1-7/8	2.7
9.17	9.00	OS92	3		X	X	X	■	X	1	5/8	1-3/16	1-1/8	1-7/8	3.1
10.17	10.00	OS102	3			X	X	■	X	1	5/8	1-3/16	1-1/8	1-7/8	3.6

^ For Standard Keyway Dimension Refer to Table Below

Setscrews-Hollow Head, Cup Point

■ Non-Stock Bores are Special and Noncancellable (Additional Charges Apply)

v Held to Commercially Acceptable Tolerances

STANDARD KEYWAYS FOR LIGHT DUTY SHEAVES

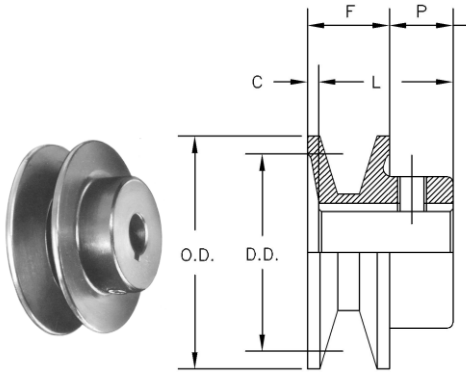
BORE (INCHES)	KEYSEAT
3/8, 7/16, 1/2, 9/16	NONE
5/8, 11/16, 3/4, 13/16, 7/8	3/16 x 3/32
15/16, 1, 1-1/16, 1-1/8, 1-3/16, 1-1/4	1/4 x 1/8
1-15/16, 1-3/8	5/16 x 5/32
1-7/16, 1-1/2	3/8 x 3/16

BORE (mm)	KEYSTOCK
14, 15, 16	5 x 5
18, 19, 20, 22	6 x 6
24, 25, 28, 30	8 x 7
32, 35, 38	10 x 8



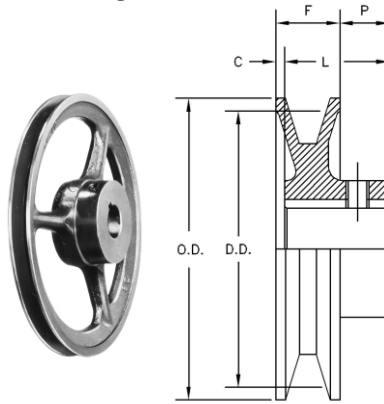
Hi-Q® cast iron sheaves-single groove for both "O" (3L) and "A" (4L) v-belts

STYLE 1



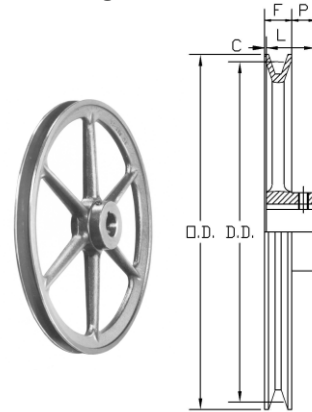
2150 - AK23

STYLE 2



2240 - AK41

STYLE 3



AK44 - AK184

DIAMETERS IN INCHES			Part Number	Original Maurey Number	STOCK BORES MARKED "X" ^										DIMENSIONS IN INCHES				Overall Length Inches	Approx. Weight in LBS.
Outside	Datum "A" Belt	Datum "O" Belt			1/2	5/8	3/4	7/8	1	1-1/8	1-3/16	1-1/4	1-3/8	1-7/16	F	L	P	C		
1.50	1.3	---	2150	---	X	X+								5/8	1-1/16	7/16	0	1-1/16	0.2	
1.75	1.5	---	AK17	2175	X	X	2175**							21/32	15/16	7/16	5/32	1-3/32	0.2	
2.00	1.7	---	AK20	2200	X	X	X	2200**						21/32	15/16	7/16	5/32	1-3/32	0.3	
2.10	1.8	1.5	AK21	2210	X	X	X	2210**						21/32	15/16	7/16	5/32	1-3/32	0.4	
2.20	2.0	1.7	AK22	2225	X	X	X	2225**	2225**					21/32	15/16	7/16	5/32	1-3/32	0.5	
2.30	2.1	1.8	AK23	---	X	X	X	X						21/32	15/16	7/16	5/32	1-3/32	0.5	
2.40	2.1	1.8	2240	---	X	X	X	X	X					3/4	1-1/8	9/16	3/16	1-5/16	0.8	
2.50	2.2	1.9	AK25	2250	X	X	X	X	2250**					21/32	15/16	7/16	5/32	1-3/32	0.5	
2.60	2.3	2.0	AK26	2260	X	X	X	X	2260**					21/32	15/16	7/16	5/32	1-3/32	0.5	
2.70	2.5	2.2	AK27	2275	X	X	X	X	X					21/32	15/16	7/16	5/32	1-3/32	0.6	
2.80	2.6	2.3	AK28	---	X	X	X	X	X					21/32	15/16	7/16	5/32	1-3/32	0.7	
3.00	2.7	2.4	2300	---	X	X	X	X	X					3/4	1-1/8	9/16	3/16	1-5/16	1.1	
3.05	2.8	2.5	AK30	AC31	X	X	X	X	X	X				21/32	15/16	7/16	5/32	1-3/32	0.7	
3.25	3.0	2.7	AK32	AC33	X	X	X	X	X	X				21/32	15/16	7/16	5/32	1-3/32	0.7	
3.45	3.2	2.9	AK34	AC35	X	X	X	X	X	X				21/32	15/16	7/16	5/32	1-3/32	0.9	
3.75	3.5	3.2	AK39	AC38	X	X	X	X	X	X				3/4	1-5/32	15/32	1/16	1-7/32	1.4	
3.95	3.7	3.4	AK41	AC40	X	X	X	X	X	X				3/4	1-5/32	15/32	1/16	1-7/32	1.5	
4.25	4.0	3.7	AK44	AC43	X	X	X	X	X	X				3/4	1-5/32	15/32	1/16	1-7/32	1.5	
4.45	4.2	3.9	AK46	AC45	X	X	X	X	X	X				3/4	1-5/32	15/32	1/16	1-7/32	1.5	
4.75	4.5	4.2	AK49	AC48	X	X	X	X	X	X				3/4	1-5/32	15/32	1/16	1-7/32	1.7	
4.95	4.7	4.4	AK51	AC50	X	X	X	X	X	X				3/4	1-5/32	15/32	1/16	1-7/32	1.7	
5.25	5.0	4.7	AK54	AC53	X	X	X	X	X	X				3/4	1-5/32	15/32	1/16	1-7/32	1.8	
5.45	5.2	4.9	AK56	AC55	X	X	X	X	X	X	X			3/4	1-5/32	15/32	1/16	1-7/32	1.9	
5.75	5.5	5.2	AK59	AC58	X	X	X	X	X	X	X			3/4	1-5/32	15/32	1/16	1-7/32	2.0	
5.95	5.7	5.4	AK61	AC60	X	X	X	X	X	X	X			3/4	1-5/32	15/32	1/16	1-7/32	2.1	
6.25	6.0	5.7	AK64	AC63	X	X	X	X	X	X				3/4	1-5/32	15/32	1/16	1-7/32	2.2	
6.45	6.2	5.9	AK66	AC65	X	X	X	X	X	X	X			3/4	1-5/32	15/32	1/16	1-7/32	2.3	
6.75	6.5	6.2	AK69	AC68			X		X	X				3/4	1-15/32	23/32	0	1-15/32	3.5	
6.95	6.7	6.4	AK71	AC70	X	X	X	X	X	X	X			3/4	1-15/32	23/32	0	1-15/32	3.8	
7.25	7.0	6.7	AK74	AC73	X*	X*	X*	X*	X*	X*	X	X		3/4	1-15/32	23/32	0	1-15/32	3.4	
7.75	7.5	7.2	AK79	AC78			X		X	X				3/4	1-15/32	23/32	0	1-15/32	4.0	
7.95	7.7	7.4	AC80	---	X	X	X	X	X	X	X			3/4	1-5/8	7/8	0	1-5/8	3.9	
8.25	8.0	7.7	AK84	AC83	X*	X*	X*	X*	X*	X	X			3/4	1-15/32	23/32	0	1-15/32	3.8	
8.75	8.5	8.2	AK89	---			X		X	X				3/4	1-15/32	23/32	0	1-15/32	4.3	
8.95	8.7	8.4	AC90	---	X	X	X	X	X	X	X			3/4	1-5/8	7/8	0	1-5/8	4.4	
9.25	9.0	8.7	AK94	AC93			X*	X*	X*	X	X			3/4	1-15/32	23/32	0	1-15/32	4.5	
9.75	9.5	9.2	AK99	---			X		X	X				3/4	1-15/32	23/32	0	1-15/32	5.3	
9.95	9.7	9.4	AC100	---			X	X	X	X	X			3/4	1-5/8	7/8	0	1-5/8	5.6	
10.25	10.0	9.7	AK104	AC103			X*	X*	X*	X	X			3/4	1-15/32	23/32	0	1-15/32	5.1	
10.75	10.5	10.2	AK109	---			X		X	X				3/4	1-15/32	23/32	0	1-15/32	5.8	
10.95	10.7	10.4	AC110	---			X		X	X				3/4	1-5/8	7/8	0	1-5/8	5.9	
11.25	11.0	10.7	AK114	AC113			X*	X*	X*	X	X			3/4	1-15/32	23/32	0	1-15/32	5.6	
11.95	11.7	11.4	AC120	---	X	X	X	X	X	X	X	X		3/4	1-5/8	7/8	0	1-5/8	6.4	
12.25	12.0	11.7	AK124	AC123			X*	X*	X*	X	X			3/4	1-15/32	23/32	0	1-15/32	6.5	
12.95	12.7	12.4	AC130	---			X		X	X				7/8	1-5/8	7/8	0	1-5/8	7.3	
13.25	13.0	12.7	AK134	AC133			X		X	X	X			3/4	1-15/32	23/32	0	1-15/32	7.5	
13.95	13.7	13.4	AK140	---			X	X	X	X				7/8	1-5/8	7/8	0	1-5/8	9.7	
14.25	14.0	13.7	AK144	AC143			X	X	X	X				3/4	1-15/32	23/32	0	1-15/32	8.5	
14.95	14.7	14.4	AC150	---				X	X					7/8	1-3/4	1	0	1-3/4	10.4	
15.25	15.0	14.7	AK154	AC153			X		X					3/4	1-15/32	23/32	0	1-15/32	9.8	
18.25	18.0	17.7	AK184	AC183			X		X					3/4	1-15/32	23/32	0	1-15/32	12.1	

+ No Keyway

^ For Standard Keyway Dimension Refer to Page A-2

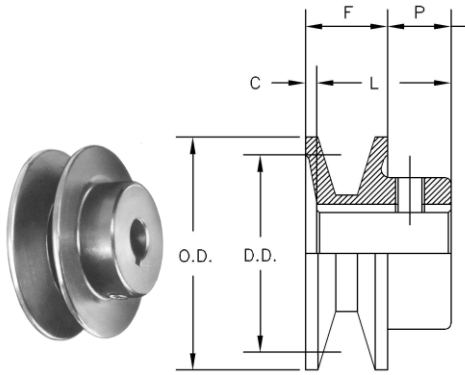
* 1" Bore and Smaller C=1/16 and P=25/32

** Bore Size Available in Only Maurey Original Design. Specify Original Maurey Part Number When Ordering.



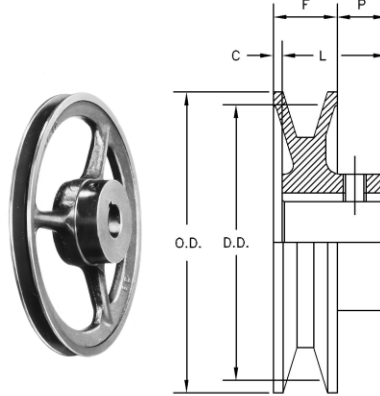
Hi-Q® cast iron sheaves-single groove for both "A" (4L) and "B" (5L) v-belts

STYLE 1



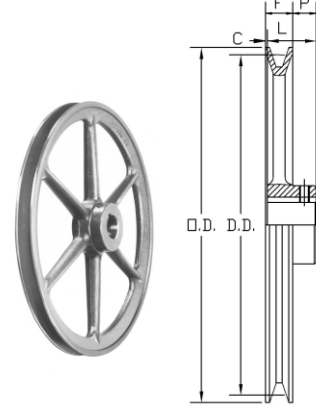
4200 - BK26

STYLE 2



BK27 - BC46

STYLE 3



BK50 - BK190

DIAMETERS IN INCHES			Part Number	Original Maurey Number	STOCK BORES MARKED "X" ^											DIMENSIONS IN INCHES				Overall Length Inches	Approx Weight in LBS.
Outside	Datum "B" Belt	Datum "A" Belt			1/2	5/8	3/4	7/8	1	1-1/8	1-3/16	1-1/4	1-3/8	1-7/16	F	L	P	C			
2.00	1.7		4200	---	X	X	X							7/8	1-9/32	1/2	3/32	1-3/8	0.5		
2.25	2.0		4225	---	X	X	X	X						7/8	1-9/32	1/2	3/32	1-3/8	0.7		
2.40	2.2	1.8	BK24	---	X	X	X	X	X					13/16	1-1/16	13/32	5/32	1-7/32	0.4		
2.50	2.1	1.7	BK25	4250	X	X	X	X	X					13/16	1-1/16	13/32	5/32	1-7/32	0.5		
2.60	2.2	1.8	BK26	4260	X	X	X	X	X					13/16	1-1/16	13/32	5/32	1-7/32	0.6		
2.70	2.5	2.1	BK27	---	X	X	X	X	X					13/16	1-1/16	13/32	5/32	1-7/32	0.6		
2.95	2.6	2.2	BK28	BC30/4300	X	X	X	X	X	X				13/16	1-1/16	13/32	5/32	1-7/32	0.8		
3.15	2.8	2.4	BK30	BC32	X	X	X	X	X	X				13/16	1-1/16	13/32	5/32	1-7/32	0.8		
3.35	3.0	2.6	BK32	BC34	X	X	X	X	X	X				13/16	1-1/16	13/32	5/32	1-7/32	0.8		
3.55	3.2	2.8	BK34	BC36	X	X	X	X	X	X				7/8	1-5/32	13/32	1/8	1-9/32	1.3		
3.75	3.4	3.0	BK36	BC38	X	X	X	X	X	X				7/8	1-5/32	13/32	1/8	1-9/32	1.5		
3.95	3.6	3.2	BK40	BC40	X	X	X	X	X	X				7/8	1-5/32	13/32	1/8	1-9/32	1.5		
4.15	3.8	3.4	BC42	---	X	X	X	X	X	X				7/8	1-5/16	5/8	3/16	1-1/2	2.1		
4.25	3.9	3.5	BK45	---	X	X	X	X	X	X				7/8	1-5/32	13/32	1/8	1-9/32	1.8		
4.35	4.0	3.6	BC44	---	X	X	X	X	X	X				7/8	1-7/16	11/16	1/8	1-9/16	2.3		
4.45	4.1	3.7	BK47	---	X	X	X	X	X	X				7/8	1-5/32	13/32	1/8	1-9/32	1.9		
4.55	4.2	3.8	BC46	---	X	X	X	X	X	X				7/8	1-7/16	11/16	1/8	1-9/16	2.6		
4.75	4.4	4.0	BK50	BC48	X	X	X	X	X	X				7/8	1-5/32	13/32	1/8	1-9/32	2.0		
4.95	4.6	4.2	BK52	BC50	X	X	X	X	X	X	X			7/8	1-5/32	13/32	1/8	1-9/32	2.0		
5.15	4.8	4.4	BC52	---	X	X	X	X	X	X				7/8	1-5/8	3/4	-	1-5/8	2.6		
5.25	4.9	4.5	BK55	---	X	X	X	X	X	X				7/8	1-5/32	13/32	1/8	1-9/32	2.2		
5.35	5.0	4.6	BC54	---	X	X	X	X	X	X	X			7/8	1-5/8	3/4	-	1-5/8	2.7		
5.45	5.1	4.7	BK57	---	X	X	X	X	X	X				7/8	1-5/32	13/32	1/8	1-9/32	2.3		
5.55	5.2	4.8	BC56	---	X	X	X	X	X	X	X			7/8	1-5/8	3/4	-	1-5/8	3.0		
5.75	5.4	5.0	BK60	BC58	X	X	X	X	X	X	X			7/8	1-5/32	13/32	1/8	1-9/32	2.3		
5.95	5.6	5.2	BK62	BC60	X	X	X	X	X	X	X			7/8	1-5/32	13/32	1/8	1-9/32	2.4		
6.15	5.8	5.4	BC62	---	X	X	X	X	X	X	X			7/8	1-5/8	3/4	-	1-5/8	4.2		
6.25	5.9	5.5	BK65	---	X	X	X	X	X	X	X			7/8	1-5/32	13/32	1/8	1-9/32	2.7		
6.35	6.0	5.6	BC64	---	X	X	X	X	X	X	X			7/8	1-5/8	3/4	-	1-5/8	4.7		
6.45	6.1	5.7	BK67	---	X	X	X	X	X	X	X			7/8	1-5/32	13/32	1/8	1-9/32	2.8		
6.55	6.2	5.8	BC66	---	X	X	X	X	X	X	X			7/8	1-5/8	3/4	-	1-5/8	3.2		
6.75	6.4	6.0	BK70	BC68	X	X	X	X	X	X	X			7/8	1-15/32	21/32*	1/16*	1-17/32	3.3		
6.95	6.6	6.2	BK72	BC70	X	X	X	X	X	X	X			7/8	1-15/32	21/32	1/16	1-17/32	3.9		
7.15	6.8	6.4	BC72	---		X	X	X	X	X	X			7/8	1-5/8	3/4	-	1-5/8	4.1		
7.25	6.9	6.5	BK75	BC73	X	X	X	X	X	X	X			7/8	1-15/32	21/32	1/16	1-17/32	3.9		
7.45	7.1	6.7	BK77	---		X	X	X	X	X	X			7/8	1-15/32	21/32	1/16	1-17/32	4.1		
7.75	7.4	7.0	BK80	BC78		X	X	X	X	X	X	X		7/8	1-15/32	21/32	1/16	1-17/32	4.4		
8.25	7.9	7.5	BK85	BC83		X	X	X	X	X	X	X		7/8	1-15/32	21/32	1/16	1-17/32	5.0		
8.75	8.4	8.0	BK90	BC88			X	X	X	X	X	X		7/8	1-15/32	21/32	1/16	1-17/32	5.0		
8.95	8.6	8.2	BC90	---		X	X	X	X	X	X	X		7/8	1-5/8	3/4	-	1-5/8	4.9		
9.25	8.9	8.5	BK95	BC93		X	X	X	X	X	X	X		7/8	1-15/32	21/32	1/16	1-17/32	5.4		
9.75	9.4	9.0	BK100	BC98		X	X	X	X	X	X	X		7/8	1-15/32	21/32	1/16	1-17/32	5.6		
10.25	9.9	9.5	BK105	---			X	X	X	X	X	X		7/8	1-15/32	21/32	1/16	1-17/32	5.8		
10.75	10.4	10.0	BK110	---			X	X	X	X	X	X		7/8	1-15/32	21/32	1/16	1-17/32	6.4		
11.25	10.9	10.5	BK115	---			X	X	X	X	X	X		7/8	1-15/32	21/32	1/16	1-17/32	6.9		
11.35	11.0	10.6	BC114	---		X	X		X	X	X	X		7/8	1-5/8	3/4	-	1-5/8	7.4		
11.75	11.4	11.0	BK120	BC118			X	X	X	X	X	X		7/8	1-15/32	21/32	1/16	1-17/32	7.4		
12.75	12.4	12.0	BK130	BC128			X	X	X	X	X	X		7/8	1-15/32	21/32	1/16	1-17/32	8.4		
13.75	13.4	13.0	BK140	---			X	X	X	X	X	X		7/8	1-15/32	21/32	1/16	1-17/32	9.4		
13.95	13.6	13.2	BC140	---			X	X	X	X	X	X		7/8	1-3/4	7/8	-	1-3/4	8.0		
15.75	15.4	15.0	BK160	BC158			X	X		X	X	X		7/8	1-15/32	21/32	1/16	1-17/32	11.4		
18.75	18.4	18.0	BK190	BC188			X	X		X	X	X		7/8	1-15/32	21/32	1/16	1-17/32	13.4		

^ For Standard Keyway Dimension Refer to Page A-2